

What you need:

- Vanilla extract
- Liquid dish detergent
- Small cup
- Tablespoon
- Paintbrush
- 2 sheets of white paper
- Black ballpoint pen



What you do:

Step 1: Use the pen to draw a picture on a sheet of paper. Make the lines of the drawing as thick as possible.

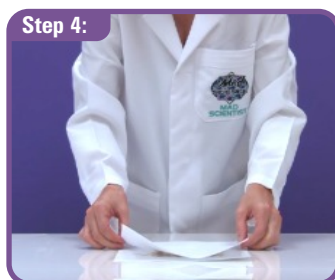


Step 2: In the cup, mix one tablespoon of vanilla extract with one tablespoon of liquid dish detergent.

Step 3: Use the paintbrush to paint a thin layer of the vanilla extract and detergent mixture over your drawing.

Step 4: Cover your drawing with the second sheet of white paper.

Step 5: Use the back of the spoon to press down on the top sheet. Gently rub your drawing by moving the spoon in small circles.

Step 6: When you can see your drawing through the paper, peel off the top sheet. What do you see?



What's going on:

You copied your drawing! The detergent in your mixture binds to the ink in your picture. The ink mixture transfers to the second page when you press the sheets together. If you draw thick lines and use lots of ink, you can make more than one copy.

Now try this:

Try this experiment with different kinds of inks. Try drawing with different kinds of markers or different colored pens. Does the copycat solution work for these inks?